



9/23/2021

Perkins V Postsecondary Accountability

Katie Vaccari, System Office Research

Carrie Schneider, System Office Research

Stacy Karl, System Office Research

Agenda

- Introductions
- General Perkins V Accountability Updates
 - Federal Waiver
 - Improvement Plan status/Grant Year 1
 - Postsecondary adjustments to state determined performance levels (SDPLs) (and local performance levels)
- Review Postsecondary Accountability Definitions and Data Structure/Reporting Timelines
- Where to find the accountability data
 - Perkins V Reporting app in Power BI
 - CTE website
 - In the future – “public” disaggregated reporting
- Data privacy
- Resources

Federal Waiver (issued May 20, 2021)

Pursuant to section 123(a)(3)(A)(ii) of Perkins V, if a state fails to meet at least 90 percent of a SDPL for any specific core indicator of performance that was identified in a program improvement plan for two consecutive years after the state has been identified for improvement, the Secretary may, after notice and opportunity for a hearing, withhold from the State all, or a portion, of the state's administrative or leadership funds.

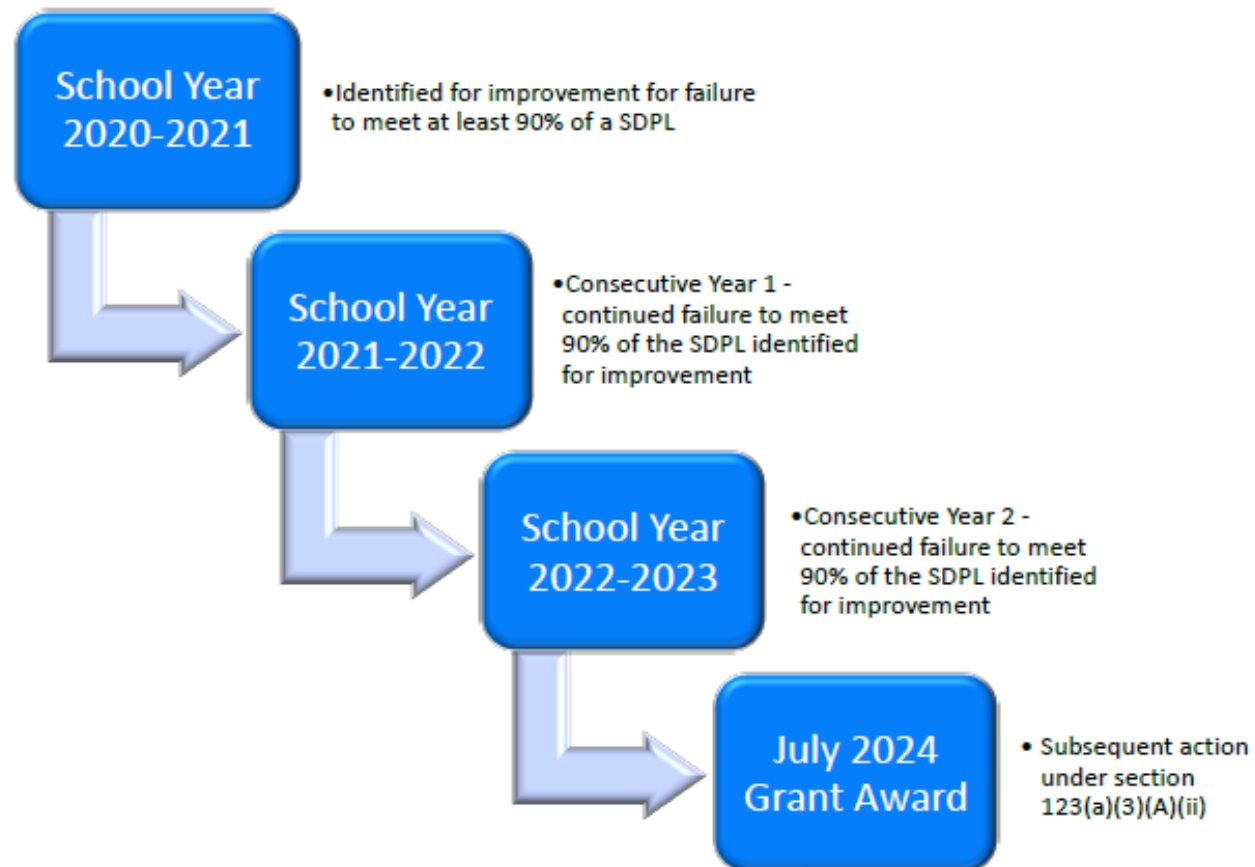
Under Perkins V, the 2020-2021 school year is the first full year of Perkins V implementation and is, thus, the first year for which states would be held accountable for their SDPLs. However, due to the exceptional and uncontrollable circumstances caused by the COVID-19 pandemic, the Secretary is using the waiver authority in section 123(a)(3)(B) of Perkins V to delay the implementation of the “subsequent action for consecutive years” provision until the 2021-2022 school year.

This means that failure to meet the 90 percent threshold for any of the core indicators of performance during the 2020-2021 school year will not count for purposes of Perkins accountability, i.e. toward the “subsequent action for consecutive years” provision in Perkins V.



Accountability for SDPLs – Without Use of Waiver

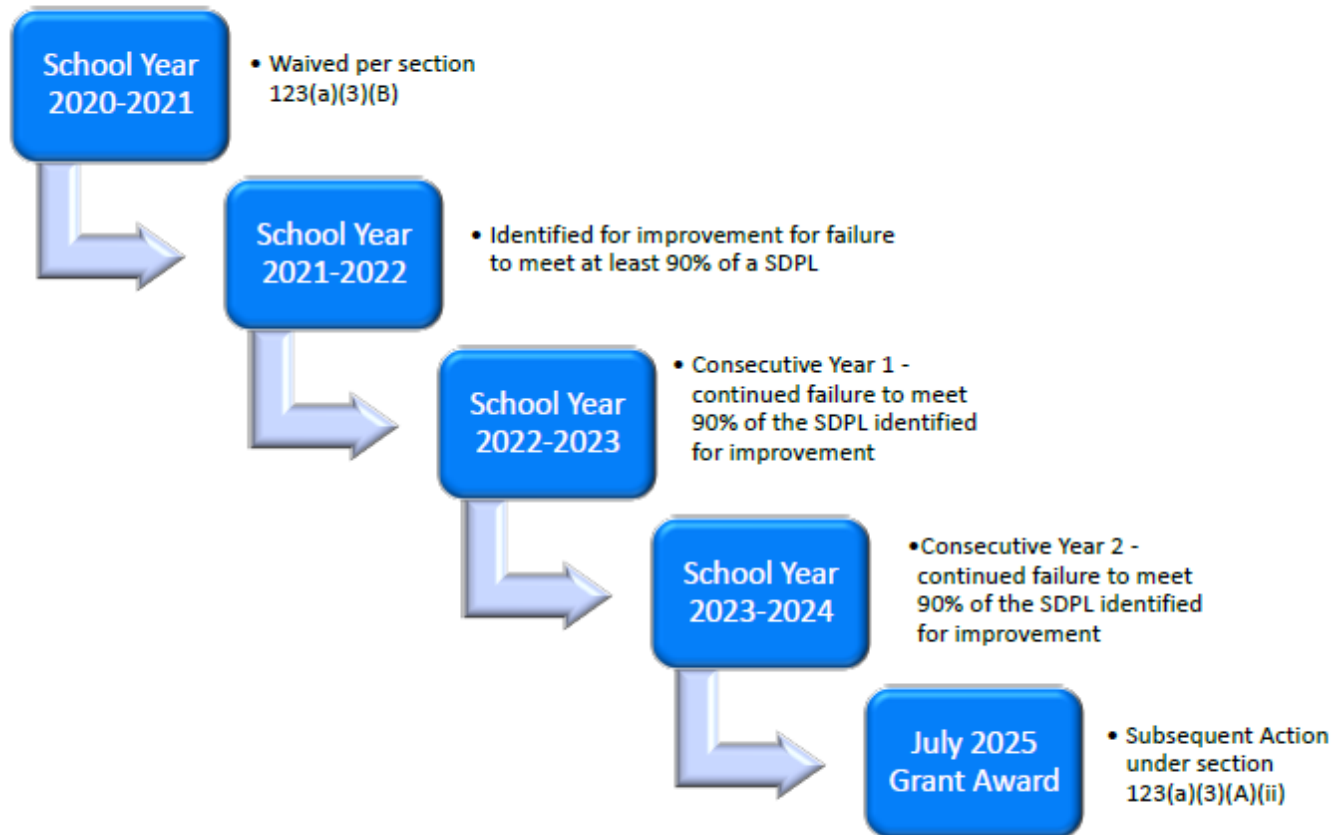
Accountability for SDPLs - Without Use of Waiver



Source: Perkins Reporting and Accountability Update -School Year 2020-2021 presentation; Adam Flynn-Tabloff; May 25, 2021

Accountability for SDPLs – With Use of the Waiver

Accountability for SDPLs - With Use of Waiver



Source: Perkins Reporting and Accountability Update -School Year 2020-2021 presentation; Adam Flynn-Tabloff; May 25, 2021

Improvement Plan Status

- Any performance indicator for which a consortium's actual indicator performance falls below 90% of the SDPL will require the consortium to complete an Improvement Plan and submit additional information along with the application due May 2022.
- Content/requirements of the Improvement Plan are still being finalized and will be communicated at a later date.
- **How do you know whether your consortium is on an Improvement Plan Status?** Data team will post consortium reports including performance indicator status here: <https://www.minnstate.edu/system/cte/perkins-consortia.html>
- Notification of official status along with additional details and direction will also be sent to you by the State Director.

Two Routes for Adjusting State Determined Consortium Levels of Performance (SDPLs)

Prior to Third Program Year

- State staff will monitor methodology and determine if adjustments needed
- Systematic changes
- Most likely state-wide changes
- Required to be higher than actual performance for prior two years
- Public comment needed for any adjustments to state performance levels

Unanticipated Circumstances

- States required to issue objective criteria and methods for revisions
- Compare levels of performance with similar consortia
- Justify deviating from standard methodology
- Public comment needed for any adjustments to state performance levels

Note: if you are in Improvement Plan status for an indicator in 2021, you may not adjust your SDPL for that indicator.



Timeline for Review/Possible Adjustment of Postsecondary SDPLs

Fall 2021

- Review data and assess impact of the coronavirus pandemic on SDPLs; ask consortia to provide information regarding local challenges; determine necessity of revisions.
- If revisions are necessary, determine methodology and propose new SDPLs; consult with research and coordinators.

Early 2022

- Post adjusted State performance levels for public comment at least 60 days prior to state plan revision due date/for minimum of 30 days.
- Review and respond to comments; determine if additional adjustments needed.

May 2022

- Submit adjusted SDPLs and evidence/rationale for the changes and responses to public comments to OCTAE.

June 2022

- Receive official notification of acceptance of revised state plan, including adjusted SDPLs (or of need to provide more information/further revisions).

Postsecondary Data: Reporting Structure

- Postsecondary uses a cohort model to structure the accountability data.
- The cohort model involves identifying students entering an institution during a fiscal year and tracking them forward through two additional fiscal years.

FY 2019 – 2021 Cohort

FY 2019			FY 2020			FY 2021		
Enter Summer 2018	Fall 2018	Spring 2019	Summer 2019	Fall 2019	Spring 2020	Summer 2020	Fall 2021	Spring 2021
	Enter Fall 2018	Spring 2019	Summer 2019	Fall 2019	Spring 2020	Summer 2020	Fall 2021	Spring 2021
		Enter Spring 2019	Summer 2019	Fall 2019	Spring 2020	Summer 2020	Fall 2021	Spring 2021

Postsecondary Participant and Concentrator Definitions

Participant: A student enrolled in a Minnesota State two-year college who belongs to a particular CTE entering cohort and who:

- Earned more than zero college level credits (cumulative) AND, within the cohort timeframe, was enrolled in a CTE program/award level **OR**
- Earned more than zero college level credits in CTE course(s).

Concentrator: A student enrolled in a Minnesota State two-year college who belongs to a particular CTE entering cohort and who:

- Is enrolled in a long-term (12 or more credits) CTE program/award level AND earned 12 or more college level credits (cumulative) **OR**
- Completed a CTE award in a short-term (less than 12 credit) CTE program within the cohort timeframe.

(Students enrolled in a short-term program who have not yet completed the program are counted as participants)

Note: Although Participant enrollment is reported in the federal Consolidated Annual Report (CAR), the performance indicator measures are based on Concentrators (or subsets of Concentrators).

Postsecondary Core Indicator 1p1: Postsecondary Retention and Placement

The percentage of CTE concentrators who completed a CTE program within the cohort and who are enrolled in postsecondary education or employed during the 2nd quarter after program completion.

***Note:** Reporting is delayed by one cohort to allow time to track enrollment and/or employment following program completion.*

Operational Definition

Numerator: Number of CTE concentrators in the cohort who, during the second quarter following program completion, are enrolled in postsecondary education or employed.

Denominator: Number of CTE concentrators who complete a CTE program/award (i.e., certificate, diploma, AAS or AS) within the cohort timeframe.

Postsecondary Core Indicator 2p1: Earned Recognized Postsecondary Credential

The percentage of CTE concentrators who complete a CTE program/award within the cohort timeframe.

Operational Definition

Numerator: Number of CTE concentrators who complete a CTE program/award (i.e., receive a CTE certificate, diploma, AAS or AS) within the cohort timeframe.

Denominator: Number of CTE concentrators in the cohort.

Postsecondary Core Indicator 3p1: Nontraditional Program Enrollment

The percentage of CTE concentrators enrolled in CTE programs that lead to non-traditional fields who are enrolled in a CTE program that is nontraditional for their gender.

Operational Definition

Numerator: Number of CTE concentrators in the cohort who are enrolled in a CTE program classified as nontraditional for their gender.

Denominator: Number of CTE concentrators in the cohort enrolled in a CTE program classified as nontraditional.

Data Disaggregation in Accountability Reporting

Gender

Race/Ethnicity

Career Cluster

Special Populations -

- Individuals with disabilities
- Individuals from economically disadvantaged families, including low-income youth and adults
- Individuals preparing for non-traditional fields
- Single parents, including single pregnant women
- Out-of-workforce individuals
- English learners
- (New) Homeless individuals described in section 725 of the McKinney-Vento Homeless Assistance Act (42 U.S.C. 11434a)
- (New) Youth who are in, or have aged out of, the foster care system
- (New) Youth with a parent who –
 - i. Is a member of the armed forces; and
 - ii. Is on active duty

(For postsecondary reporting, youth includes students not younger than 14 and not older than 24)




Data Sources for Postsecondary Accountability Data

Enrollment Population or Indicator	Data Source
CTE Participants/CTE Concentrators	ISRS (Integrated Statewide Record System) /related data warehouse tables on enrollment, earned credits, majors, program completion, etc.
1p1/Postsecondary Retention and Placement	<p>ISRS (Integrated Statewide Record System)/related data warehouse tables on program completion, Graduate Follow-up Survey responses, etc.</p> <p>National Student Clearinghouse data on transfers to other colleges/universities</p> <p>Minnesota Department of Employment & Economic Development (DEED) data on employment/wage records during the calendar quarter that is the 2nd calendar quarter after program completion</p>
2p1/Earned Recognized Postsecondary Credential	ISRS (Integrated Statewide Record System) /related data warehouse tables on enrollment, majors, program completion, etc.
3p1/Nontraditional Program Enrollment	ISRS (Integrated Statewide Record System) /related data warehouse tables on enrollment, majors, demographics
Special Populations	ISRS (Integrated Statewide Record System) /related data warehouse tables on demographic data, FAFSA or other financial aid data, majors, enrollment, placement/background questions on Accuplacer, etc.

Postsecondary Reporting Timeline

CTE Enrollment



							Reporting Year				
							Transition	Year 1	Year 2	Year 3	Year 4
		Grant Year	Cohort Tracked	2017	2018	2019	2020	2021	2022	2023	2024
CTE Participant and Concentrator Enrollment	Transition	2018-2020		Enter	Track	Report					
	Year 1	2019-2021			Enter	Track	Report				
	Year 2	2020-2022				Enter	Track	Report			
	Year 3	2021-2023					Enter	Track	Report		
	Year 4	2022-2024						Enter	Track	Report	

Accountability Performance Indicators

							Reporting Year				
							Transition*	Year 1	Year 2	Year 3	Year 4
		Grant Year	Cohort Tracked	2017	2018	2019	2020	2021	2022	2023	2024
1P1 (Postsecondary Retention and Placement)	Transition	2017-2019	Enter	Track	Complete	Report					
	Year 1	2018-2020		Enter	Track	Complete	Report				
	Year 2	2019-2021			Enter	Track	Complete	Report			
	Year 3	2020-2022				Enter	Track	Complete	Report		
	Year 4	2021-2023					Enter	Track	Complete	Report	
2P1 (Earned Recognized Postsecondary Credential) and 3P1 (Nontraditional Program Enrollment)	Transition	2018-2020		Enter	Track	Report					
	Year 1	2019-2021			Enter	Track	Report				
	Year 2	2020-2022				Enter	Track	Report			
	Year 3	2021-2023					Enter	Track	Report		
	Year 4	2022-2024						Enter	Track	Report	

* No performance levels set for Transition (Baseline) Year.

Where do I find my postsecondary Perkins V accountability data?

Summary and Disaggregated Reporting

- Perkins V Reporting app in Power BI (<https://app.powerbi.com/home>)
- In the future, will provide public-facing reporting including disaggregated data, at state and consortium level, per Perkins V legislation

Summary Performance Reports

- Perkins Consortia area of the Minnesota State CTE website (site)

Perkins V Reporting App

- App will open to a “Data Privacy and Definitions” page.

The screenshot displays the Perkins V Reporting App interface. The top navigation bar includes 'Power BI Perkins V Reporting' and 'Data Privacy and Definitions'. Below this is a menu with options: 'File', 'View', and 'Export'. A page indicator shows '1 of 1'. The left sidebar lists various reports, with 'Data Privacy and Definitions' selected. The main content area features the Minnesota State logo and the title 'Data Privacy and Definitions'. It contains two sections: 'Data Privacy Statement' and 'Reporting Structure and Data Definitions'. The 'Data Privacy Statement' section includes a notice about data distribution and a link to the 'Minnesota State Service Portal'. The 'Reporting Structure and Data Definitions' section includes a link to a PDF document and a note about reporting years and data freeze dates.

Data Privacy and Definitions

Data Privacy Statement

Notice: Users must exercise caution in distributing information generated in this tool. Reports that present information for any group that includes fewer than 10 students may constitute private data. These data should not be released in any reports that will be available to the public and should only be disclosed to institution or system employees with a business need for that level of detailed information. If you have questions or concerns about the functionality of this report, please submit a service request to the [Minnesota State Service Portal](#).

Reporting Structure and Data Definitions

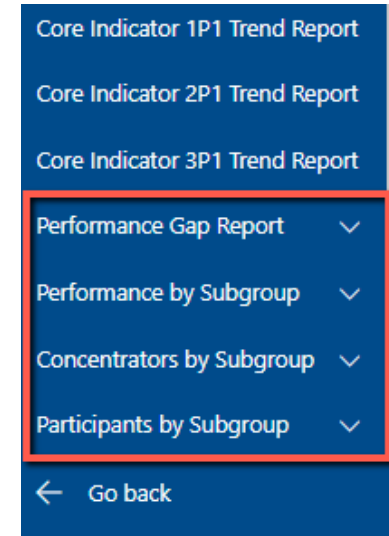
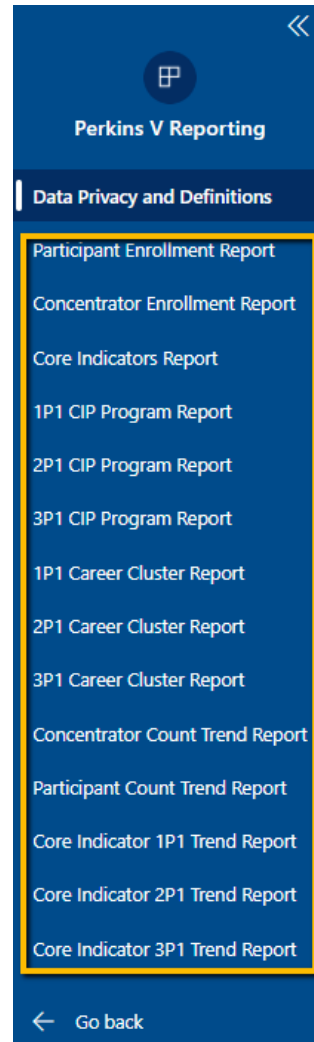
Please see the document at the link below for information on Perkins V postsecondary data reporting structure and definitions that will be useful to you in understanding the data provided in the reports.

https://minnstate.edu/system/cte/consortium_resources/documents/Perkins-V-Report-Structure-and-Definitions.pdf

Please note that the following reports includes data for reporting years that are in progress (the current and future reporting years) and may appear very different from previous reporting years due to the fact that the data are still being collected for these reporting years. Data for current and future reporting years will change monthly and should be considered preliminary until frozen. Data for current reporting years freeze on September 1 (e.g., Reporting Year 2021 data freeze on September 1, 2021). Once past a reporting year freeze data, data will remain unchanged.

Perkins V Reporting App

- Under the Data Definitions, you will find 14 paginated report options.
- Finally, you will find 4 Power BI reports at the bottom left navigation



Brief overview of where to find Power BI/Logging in?

- Log into [Office 365](#)
 - Open the Power BI app
 - Find and open the Perkins V Reporting app
- For more detailed information on how to log in or find the Power BI or Perkins V reporting app, you can reference the slides and webinar recording from the Power BI training on August 12, 2021
 - <https://www.minnstate.edu/system/cte/professional-development/monthly-webinars.html>

Power BI – Getting Access to the Perkins V Reporting app

- To request access to the Perkins V Reporting Power BI app, please send an email to Karl Ohrn (Karl.Ohrn@minnstate.edu) or Katie Vaccari (Katie.Vaccari@minnstate.edu).
- If you are not a Consortium Leader, please indicate the business reason for this access.
- Access was given to consortia leaders and other limited staff, as requested. There is an expectation that consortium leaders will share the data as needed/appropriate.

Public-Facing Reporting

Perkins V legislation includes:

- More data disaggregation requirements, particularly focused on identifying and quantifying disparities or gaps in performance.
- More extensive public-facing reporting requirements, including disaggregated data, as long as it's not violating state or federal data privacy regulations.

Public-Facing Reporting

Section 113 (b)(3)(C) and Section 113 (b)(4)(B) of the Perkins V legislation, outline state and local (consortium) report requirements, including preparing a report that shows actual levels of performance for all CTE concentrators and all subgroups (i.e., gender, race/ethnicity, career cluster, special populations) and progress in achieving the SDPLs, and making such reports available to the public “through a variety of formats, including electronically through the Internet to students, parents, educators, and the public...”

Options Minnesota discussed so far:

- Dashboard/dynamic
- Report (pdf, other format)/static

Performance Report Example*

State Determined Consortium Levels of Performance: Grant Years 2021-2024

Indicator Name	Grant Year 1 (2021)	Grant Year 2 (2022)	Grant Year 3 (2023)	Grant Year 4 (2024)
1S1: Graduation Rate (4-year)	91.80%	92.11%	92.71%	93.93%
2S1: Academic Proficiency: Reading/Language Arts	56.35%	56.65%	57.23%	58.41%
2S2: Academic Proficiency: Mathematics	45.40%	45.55%	45.84%	46.44%
3S1: Post-Program Placement	48.43%	48.49%	48.61%	48.84%
4S1: Nontraditional Program Concentration	37.77%	37.96%	38.35%	39.14%
5S3: Program Quality: Work-Based Learning	17.31%	17.36%	17.46%	17.65%
1P1: Postsecondary Retention and Placement	91.12%	91.37%	91.89%	92.92%
2P1: Earned Recognized Postsecondary Credential	50.60%	50.96%	51.68%	53.12%
3P1: Nontraditional Program Enrollment	14.00%	14.10%	14.31%	14.73%

Actual Performance Data by Grant Reporting Year

Indicator Name	Baseline (2020)	Grant Year 1 (2021)		Grant Year 2 (2022)		Grant Year 3 (2023)		Grant Year 4 (2024)	
		%	Status	%	Status	%	Status	%	Status
1S1: Graduation Rate (4-year)	92.21%	92.25%		92.30%					
2S1: Academic Proficiency: Reading/Language Arts	N/A*	56.00%		55.45%					
2S2: Academic Proficiency: Mathematics	N/A*	44.10%		44.50%					
3S1: Post-Program Placement	65.70%	66.10%		66.15%					
4S1: Nontraditional Program Concentration	36.31%	32.13%	IP	33.57%	IP				
5S3: Program Quality: Work-Based Learning	13.08%	13.10%	IP	14.00%	IP				
1P1: Postsecondary Retention and Placement	90.77%	90.88%		90.75%					
2P1: Earned Recognized Postsecondary Credential	50.68%	49.50%		49.55%					
3P1: Nontraditional Program Enrollment	13.98%	12.35%	IP	12.45%	IP				

If actual performance rate on an indicator falls below 90% of the established performance level for the indicator/grant reporting year, an **improvement plan (IP)** is required.
 *NOTE: MCA (Minnesota Comprehensive Assessment) testing was canceled due to the Cov-19 peacetime emergency. Therefore, no academic achievement data (Reading and Mathematics) are available to report for the 2019-20 school year.]

* Grant year performance data and SDPLs shown are not real; data are for demonstration purpose only!!

Where to find performance report on website

CTE Website

↳ **Perkins Consortia** page

↳ Find your consortium folder

↳ Consortium Indicator Performance Report

Perkins Consortia page:

<https://www.minnstate.edu/system/cte/perkins-consortia.html>



Data Sharing/Data Privacy

A reminder that a MOU or Data Sharing Agreement should be in place when sharing sensitive/private data:

- Between secondary and postsecondary partners
- With contracted services/third parties
- With advisory committees, stakeholders, business and industry partners, etc.

Data Sharing/Data Privacy

Some general guidelines for sharing data without a MOU/data sharing agreement in place:

- Share **summary** level data. Summary data is ok to share. (e.g., “92% of all CTE Concentrators graduated within four years”)
- If sharing data that contains cell sizes under 10, those should be suppressed with complementary suppression, if needed.
 - (e.g., AmInd (N=15), Asian (N=25), Black (N=50), **Haw/PI (N=2)**, White (N=1,200), **Unk (N=18)**, Total=1,310. In your report, you could suppress Haw/PI and Unk.)

Other options for reporting when the cell sizes are under 10:

- For race/ethnicity, if you have the option of combining categories (i.e., Student of Color/not Student of Color), and it makes sense in terms of what the data show you, do that
- Combine multiple years of data together to increase cell sizes
- Use narrative to describe what the data support rather than providing actual numbers (i.e., “The concentrator population in our Manufacturing career cluster lacks diversity, with the majority being white males.”)

How do I know what my institution's Perkins-eligible (CTE) programs are?

- Program Inventory tool in EPM 11 = Program Inventory reports in the “ASA All Access” app in Power BI (which is available to everyone)
- Other suggestions/potential solutions:
 - Become friends with your local IR staff (we can supply a query if they don't already have one).
 - We will explore possibility of periodically producing a list of all ‘active’ academic programs as of a certain date, along with all relevant CTE fields, and posting it somewhere.
 - Seeing if there a possibility of adding a report in the Perkins V Reporting app to address this need.

Postsecondary Accountability Resources and Links

- Perkins V Accountability Resources:
https://minnstate.edu/system/cte/consortium_resources/index.html (scroll down to Accountability Resources)
- Postsecondary Accountability Definitions and Data Structure Documentation:
https://www.minnstate.edu/system/cte/consortium_resources/documents/Perkins-V-Report-Structure-and-Definitions.pdf
- Consortium Levels of Performance; Consortium Performance Reports:
<https://minnstate.edu/system/cte/perkins-consortia.html> (in consortium folder)
- Postsecondary Reporting (go to Power BI, then to the 'Perkins V Reporting' app): <http://portal.office.com/>
- Minnesota State Plan: <https://minnstate.edu/system/cte/Strengthening-CTE/index.html>
- Professional Development/Monthly webinars:
<https://minnstate.edu/system/cte/professionaldevelopment/monthly-webinars.html>
- Minnesota State Service Portal:
<https://servicedesk.minnstate.edu/TDClient/30/Portal/Home/>



THANK YOU!

If you have questions or want to set up a session to review Power BI/available reports, please contact us.

Katie Vaccari

Katie.Vaccari@minnstate.edu

Carrie Schneider

Carrie.Schneider@minnstate.edu

Stacy Karl

Stacy.Karl@minnstate.edu

