



Tracking Your Consortium's Priorities:  
From *CLNA* → *Local Application* → *Budget*

*November 2021*



**WELCOME**  
**WE'RE GLAD YOU'RE HERE!**

# Looking Back

- **Consortia have completed one full Comprehensive Local Needs Assessment (CLNA)**



# Looking Back

- Consortia have completed one full Comprehensive Local Needs Assessment (CLNA)
- **Results of the CLNA identified a wide range of priorities that needed to be addressed**



# Looking Back

- Consortia have completed one full Comprehensive Local Needs Assessment (CLNA)
- Results of the CLNA identified a wide range of priorities that needed to be addressed
- **Perkins spending was not always connected to those priorities**



# Looking Ahead



- **Consortia must complete another Comprehensive Local Needs Assessment**

# Looking Ahead



- Consortia must complete another Comprehensive Local Needs Assessment
- **Narrative describing strategies for improvement within the local application must tightly connect with the CLNA**

# Looking Ahead



- Consortia must complete another Comprehensive Local Needs Assessment
- Narrative describing strategies for improvement within the local application must tightly connect with the CLNA
- **Perkins spending must tightly connect with priorities identified in the CLNA**



# Our Purpose Today



- **What's required to connect all the pieces together**

# Our Purpose Today



- What's required to connect all the pieces together
- **What's optional for connecting all the pieces together**

# Our Purpose Today



- What's required to connect all the pieces together
- What's optional for connecting all the pieces together
- **How can you demonstrate the connection between the CLNA, local application, and budget**

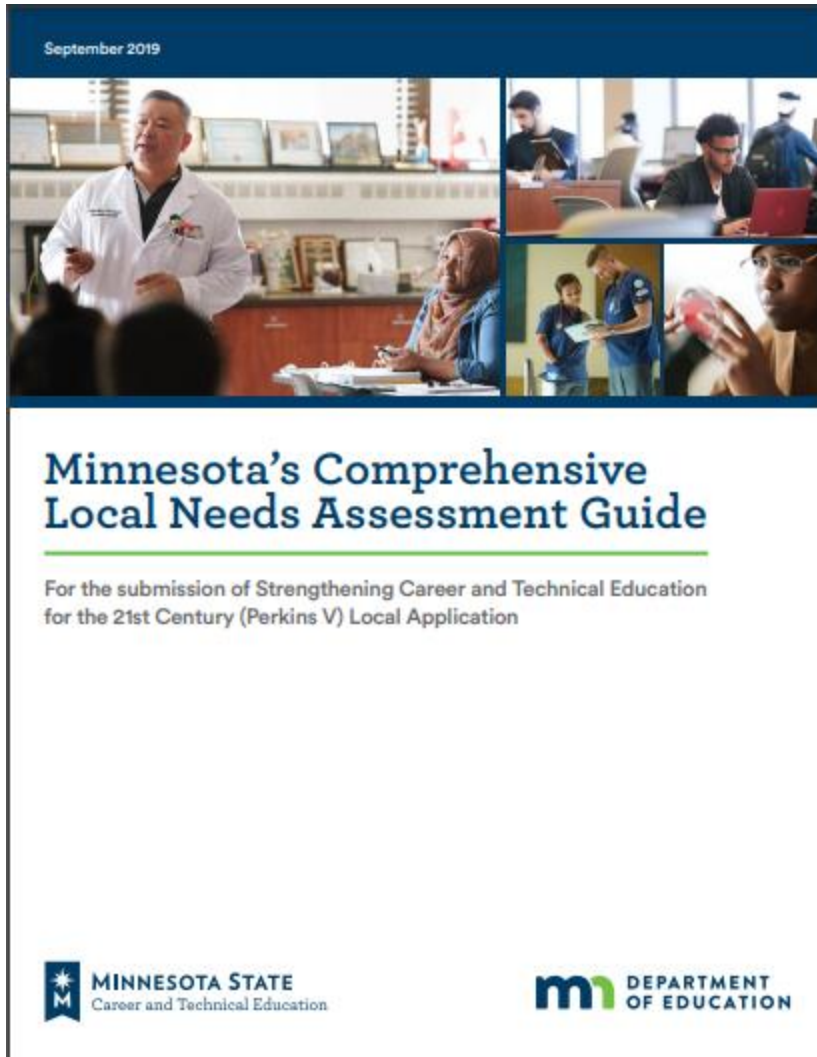
# Let's Get Started!



# Comprehensive Local Needs Assessment

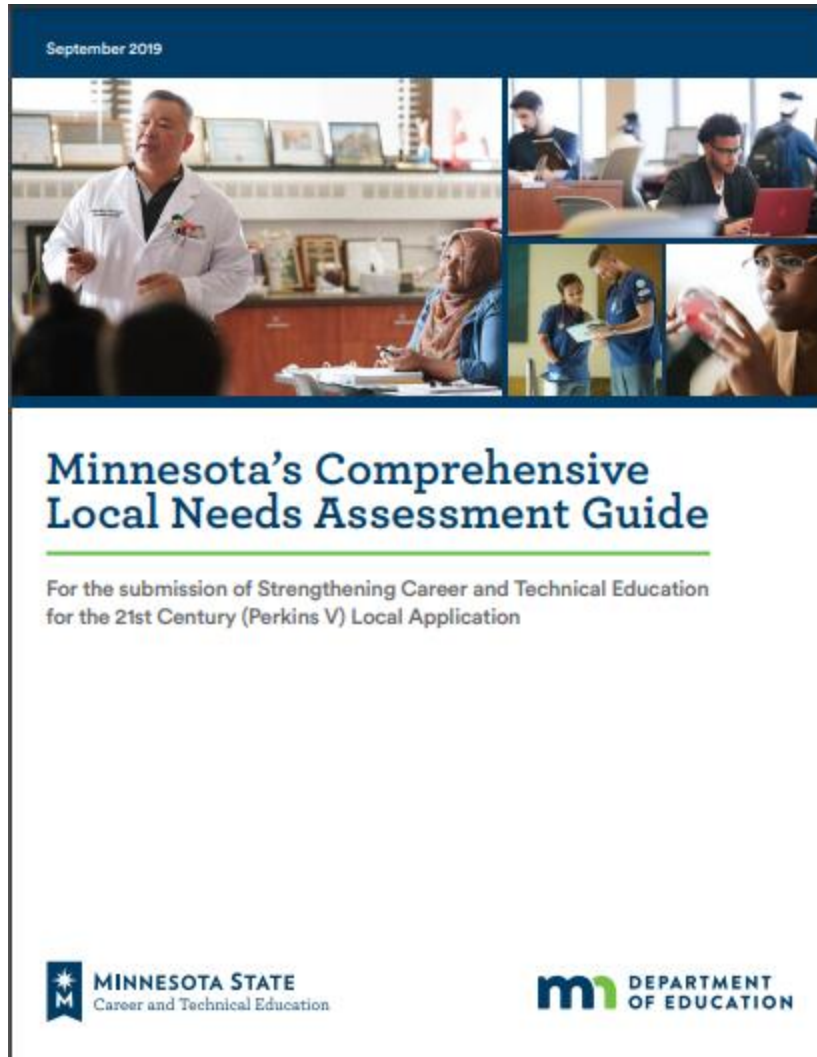
# What's Required?

# Comprehensive Local Needs Assessment



- Consortium decision making for CTE programs is data driven

# Comprehensive Local Needs Assessment



- Consortium decision making for CTE programs is data driven
- **CLNA drives development of the consortium application and guides spending decisions**



# Comprehensive Local Needs Assessment



## FIVE KEY ELEMENTS:

- » **Element One:** Student performance on federal accountability indicators
- » **Element Two:** Program size, scope, quality, and alignment to labor market
- » **Element Three:** Progress towards implementation of CTE programs of study
- » **Element Four:** Improving recruitment, retention, and training of CTE professionals, including underrepresented groups
- » **Element Five:** Progress toward implementation of equal access to and equity within CTE programs

The five key elements of the needs assessment outlined in the law can be divided into three main categories: student performance, labor market alignment, and program implementation. It is important to remember that no single area in the law is more important than any other. To meet federal requirements, your needs assessment must cover all the key elements well.

# Identify Needs within Each Element



# Here's a Tool to Help

# Prioritizing Your Priorities

- Pages 1-9 provide a step-by-step process to rank score the needs identified in the CLNA

**Consortium Scoring Form**

Each member of the review team should individually score the list of priorities below. As you do so, consider the following guiding questions:

- For each priority identified below, do the data show an existing trend of improvement or decline? How does this trend impact the level of prioritization?
- Are there priority areas that appear in more than one element of the CLNA?

Element 1: Student Performance on Required Performance Indicators							
Identified Priority	How long has this been a priority?	How has this been addressed previously?	Magnitude	Will	Impact	Feasibility	Total Score
<b>EXAMPLE:</b> Secondary students with disabilities	5 years	Talked to special education directors	2	2	3	2	9
<b>EXAMPLE:</b> Embed curricular standards for reading, writing, and math into career and technical education courses	2 years	Provide professional development to CTE teachers	1	1	2	1	5
List your priorities here							
List your priorities here							
List your priorities here							

# Prioritizing Your Priorities

- Pages 1-8 provide a step-by-step process to rank score the needs identified in the CLNA
- **Review team scores priorities and those with the highest scores are the focus for developing your local application**

**Consortium Scoring Form**

Each member of the review team should individually score the list of priorities below. As you do so, consider the following guiding questions:

- For each priority identified below, do the data show an existing trend of improvement or decline? How does this trend impact the level of prioritization?
- Are there priority areas that appear in more than one element of the CLNA?

Element 1: Student Performance on Required Performance Indicators							
Identified Priority	How long has this been a priority?	How has this been addressed previously?	Magnitude	Will	Impact	Feasibility	Total Score
EXAMPLE: Secondary students with disabilities	5 years	Talked to special education directors	2	2	3	2	9
EXAMPLE: Embed curricular standards for reading, writing, and math into career and technical education courses	2 years	Provide professional development to CTE teachers	1	1	2	1	5
List your priorities here							
List your priorities here							
List your priorities here							

# Local Application

# What's Required?

# Local Application Planning

**Narrative 1: Comprehensive Local Needs Assessment (CLNA)**

**Narrative 2: Programs of Study**

**Narrative 3: Workforce Innovation Opportunity Act (WIOA) and other workforce agencies**

**Narrative 4: Integrated Academic and Technical Skills**

**Narrative 5: Special Populations**

**Narrative 6: Work-based Learning**

**Narrative 7: Early College**

**Narrative 8: Support to Professionals**

**Narrative 9: Performance Gaps**

**Narrative 10: Consortium Governance**

**Narrative 11: Reserve Funds**

- **Must respond to 11 narrative questions**



# Local Application Planning

**Narrative 1: Comprehensive Local Needs Assessment (CLNA)**

**Narrative 2: Programs of Study**

**Narrative 3: Workforce Innovation Opportunity Act (WIOA) and other workforce agencies**

**Narrative 4: Integrated Academic and Technical Skills**

**Narrative 5: Special Populations**

**Narrative 6: Work-based Learning**

**Narrative 7: Early College**

**Narrative 8: Support to Professionals**

**Narrative 9: Performance Gaps**

**Narrative 10: Consortium Governance**

**Narrative 11: Reserve Funds**

- Must respond to 11 narrative questions
- **Narrative responses in local application are a request for federal Perkins funding**

# Local Application Planning

Narrative 1: Comprehensive Local Needs Assessment (CLNA)

Narrative 2: Programs of Study

Narrative 3: Workforce Innovation Opportunity Act (WIOA) and other workforce agencies

Narrative 4: Integrated Academic and Technical Skills

Narrative 5: Special Populations

Narrative 6: Work-based Learning

Narrative 7: Early College

Narrative 8: Support to Professionals

Narrative 9: Performance Gaps

Narrative 10: Consortium Governance

Narrative 11: Reserve Funds

- Must respond to 11 narrative questions
- Narrative responses in local application are a request for federal Perkins funding
- **Responses to narrative questions should be based on the consortium's plan to address needs identified in the CLNA**

# Local Application Planning

**Narrative 1: Comprehensive Local Needs Assessment (CLNA)**

**Narrative 2: Programs of Study**

**Narrative 3: Workforce Innovation Opportunity Act (WIOA) and other workforce agencies**

**Narrative 4: Integrated Academic and Technical Skills**

**Narrative 5: Special Populations**

**Narrative 6: Work-based Learning**

**Narrative 7: Early College**

**Narrative 8: Support to Professionals**

**Narrative 9: Performance Gaps**

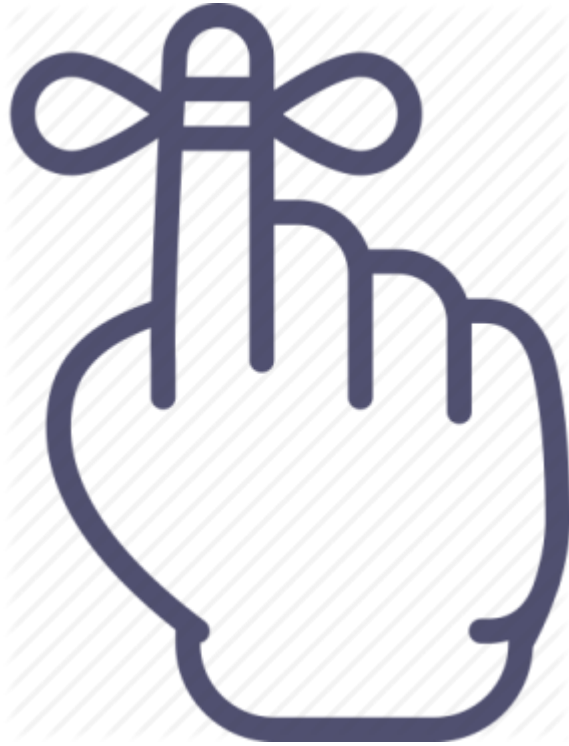
**Narrative 10: Consortium Governance**

**Narrative 11: Reserve Funds**

- **EXAMPLE: Narrative 2:**

- Our CLNA indicated a need for health care worker in our region and there is strong interest from students in this program, so our consortium is going to develop a new state recognized program of study in health science program by implementing programs in three school districts over the next two years.

# Local Application Planning



- **Keep in mind**

- You likely will have more needs than available Perkins funding
- Federal money is intended to address your top priorities
- Use Perkins dollars for activities that will have the biggest return on investment for those funds

# Here's a Tool to Help

# Prioritizing Your Priorities

- **Pages 10-14 provide a step-by-step process to build out strategies from your top priorities**

**Local Application Action Planning**

The highest scoring three to five priorities noted above should be used as the starting point for developing an action plan that will be a part of the activities and funding priorities identified in your local application. The template below is intended to serve as starting point for an action plan on how to address the identified priorities within your local application. Add more rows for strategies as needed.

*Priority 1: List your highest scoring priority here.*

<b>What is the expected outcome for this priority?</b> By year one? By year 2?			
<b>What challenges need to be addressed in order to achieve this outcome?</b>			
<b>Strategies</b> What strategies will be used to achieve this the expected outcome? What resources (including Perkins funding) are required to implement the plan?	<b>Timeline</b> When will the actions/ tasks occur?	<b>Who is Responsible?</b> Who is involved and what role do they play?	<b>Is this strategy complete?</b> Check off as you complete each strategy
Strategy 1: Resources:			
Strategy 2: Resources:			
Strategy 3: Resources:			

# Prioritizing Your Priorities

- Pages 10-14 provide a step-by-step process to build out strategies from your top priorities
- **Identified strategies should be the basis of the responses to your narrative questions.**

**Local Application Action Planning**

The highest scoring three to five priorities noted above should be used as the starting point for developing an action plan that will be a part of the activities and funding priorities identified in your local application. The template below is intended to serve as starting point for an action plan on how to address the identified priorities within your local application. Add more rows for strategies as needed.

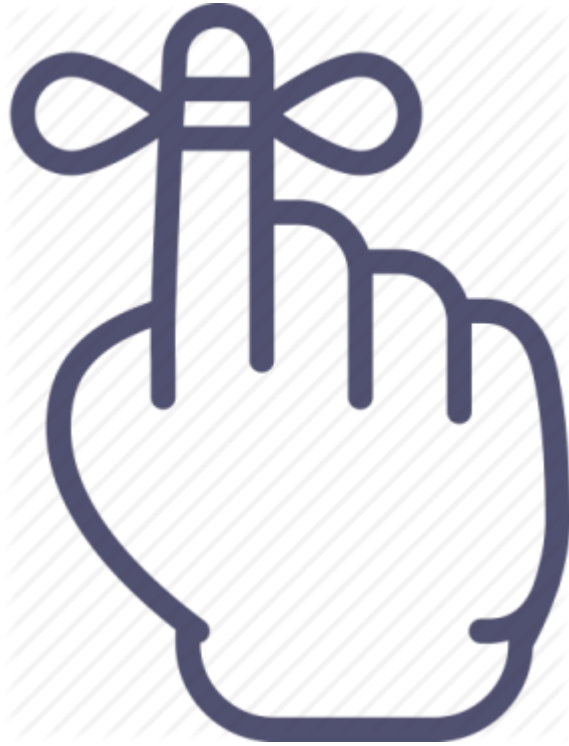
*Priority 1: List your highest scoring priority here.*

What is the expected outcome for this priority? By year one? By year 2?			
What challenges need to be addressed in order to achieve this outcome?			
Strategies What strategies will be used to achieve this the expected outcome? What resources (including Perkins funding) are required to implement the plan?	Timeline When will the actions/ tasks occur?	Who is Responsible? Who is involved and what role do they play?	Is this strategy complete? Check off as you complete each strategy
Strategy 1: Resources:			
Strategy 2: Resources:			
Strategy 3: Resources:			

# Perkins Budget



# Perkins Budget Planning



- **Keep in mind**
  - You likely will have more needs than available Perkins funding
  - Federal money is intended to address your top priorities
  - Use Perkins dollars for activities that will have the biggest return on investment for those funds
- **Consider attending the Budget & Use of Funds session**

# Questions?

